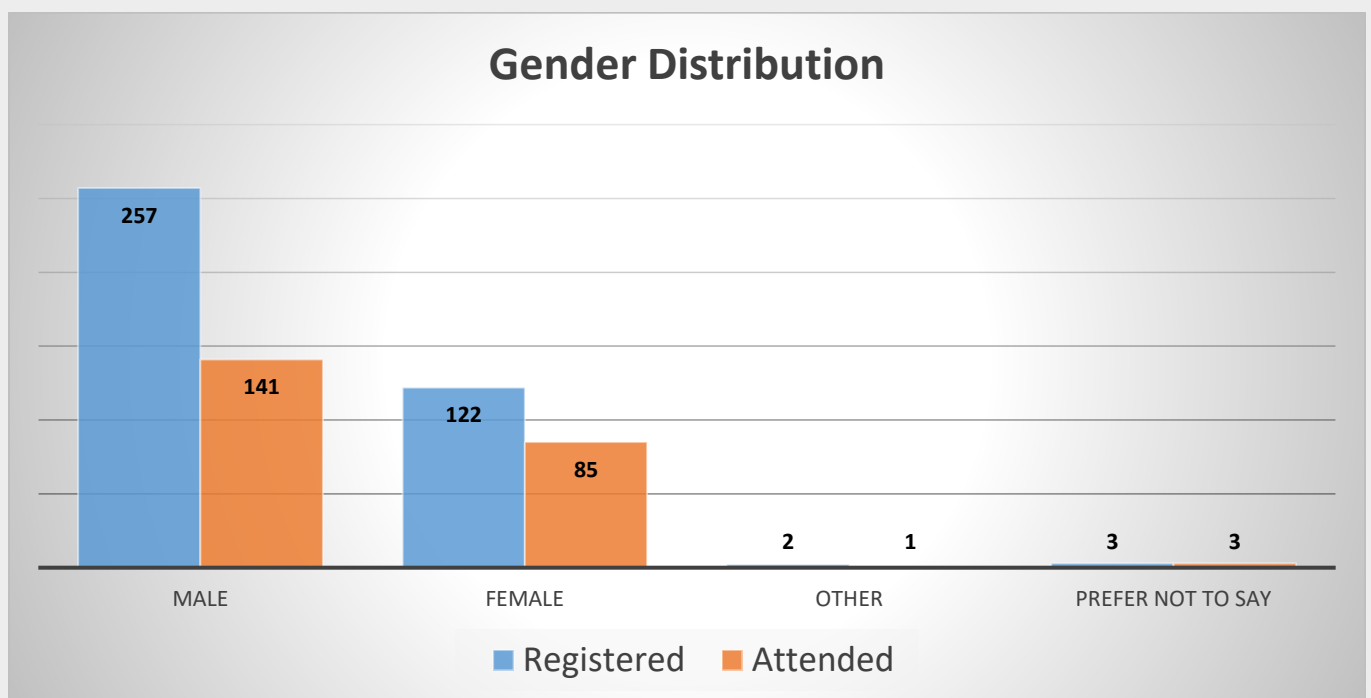
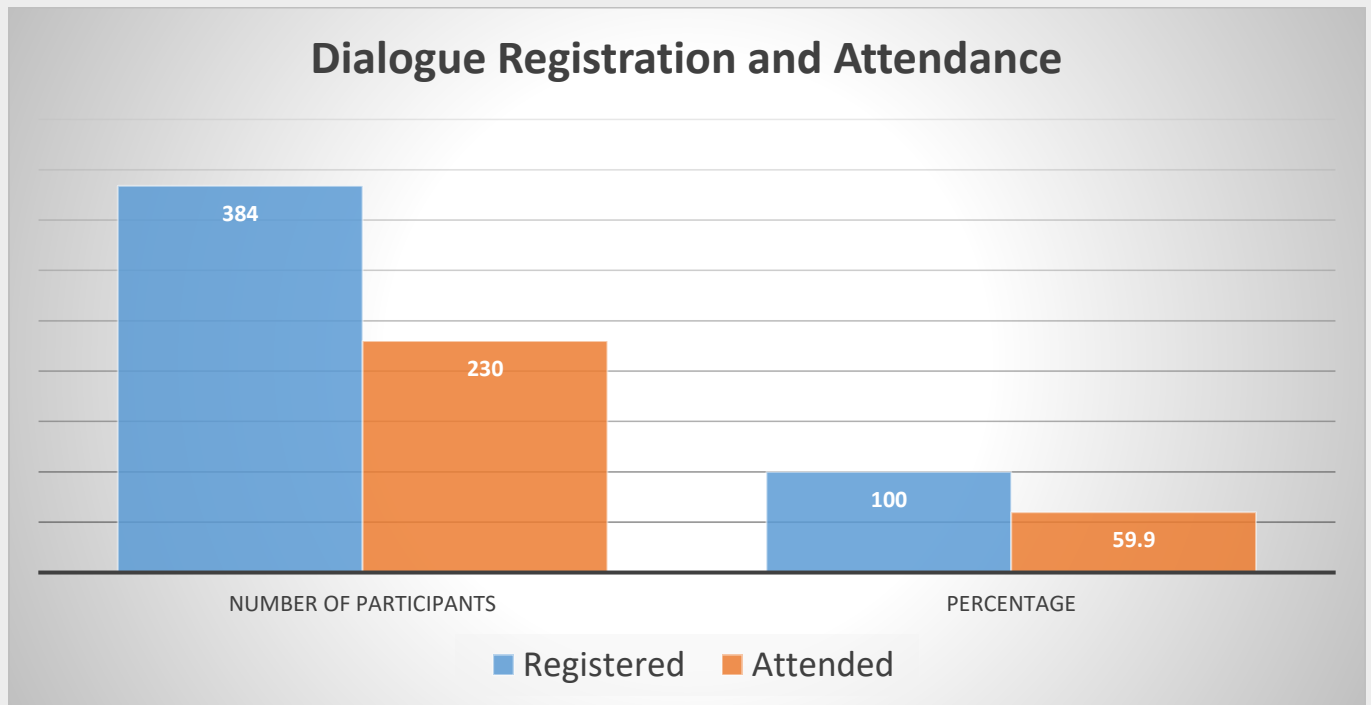


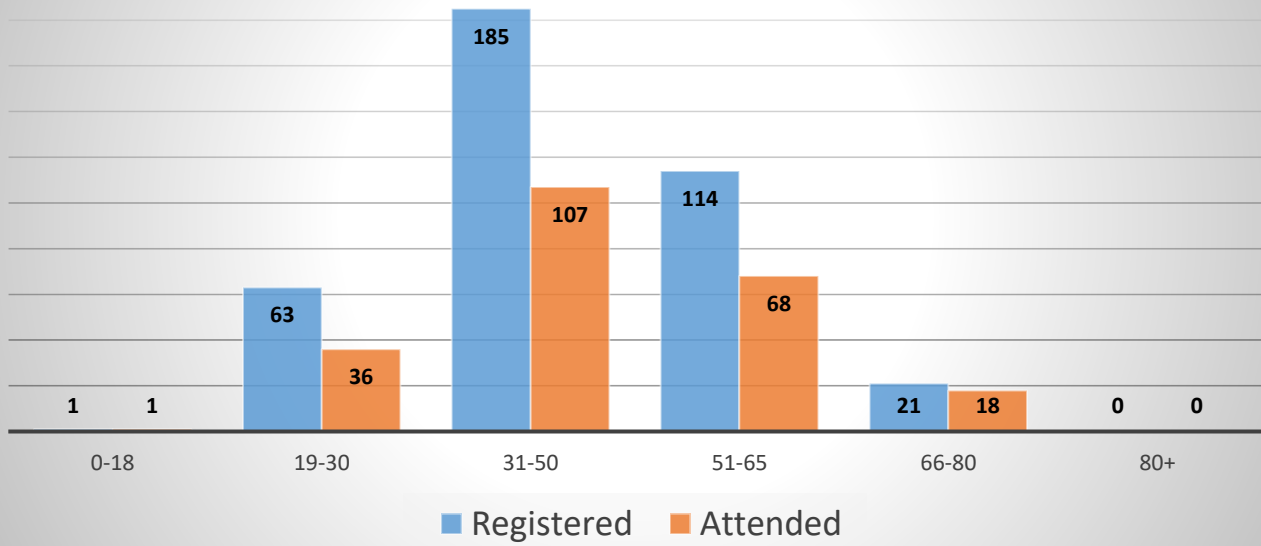
Analytical Report for Pre-UN Food Systems Summit 2021 Dialogues: Selected Advocates for Africa’s Development Dialogue

Total participants registered: **384** from **49** countries

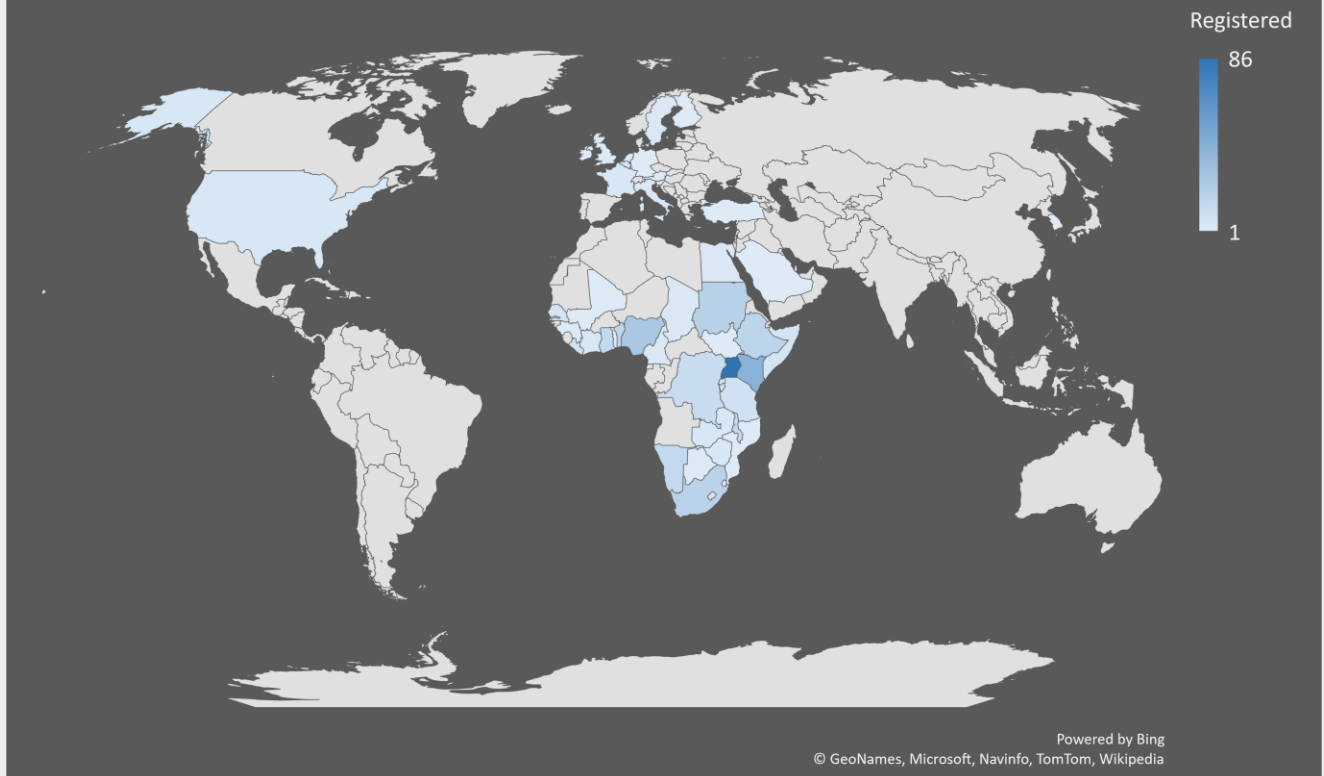
Number of attendees: **230** from **42** countries



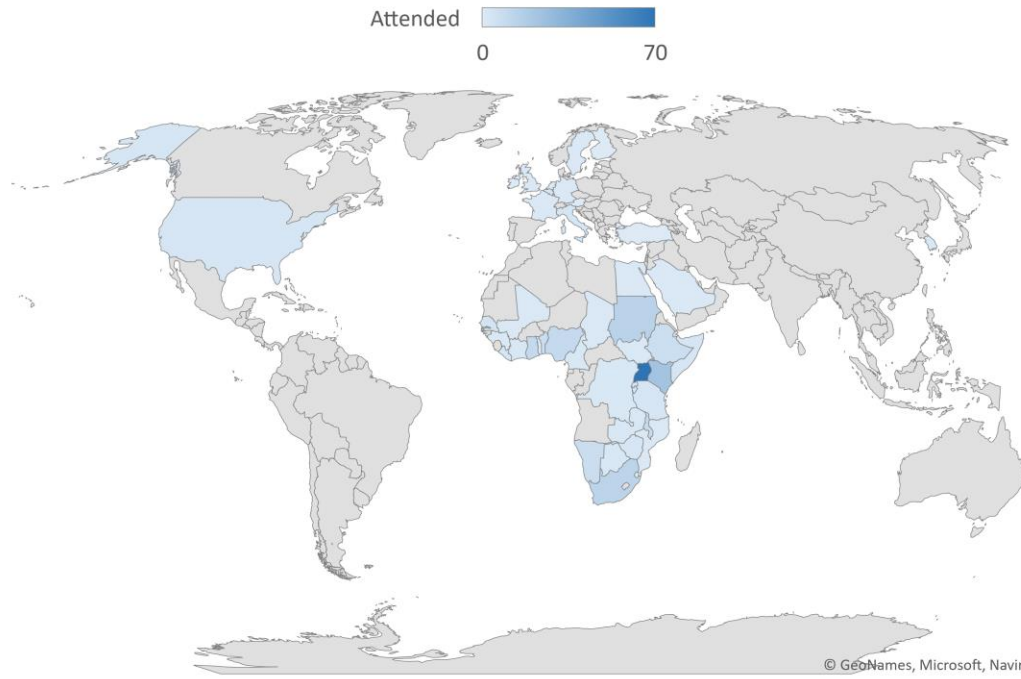
Age Group Distribution



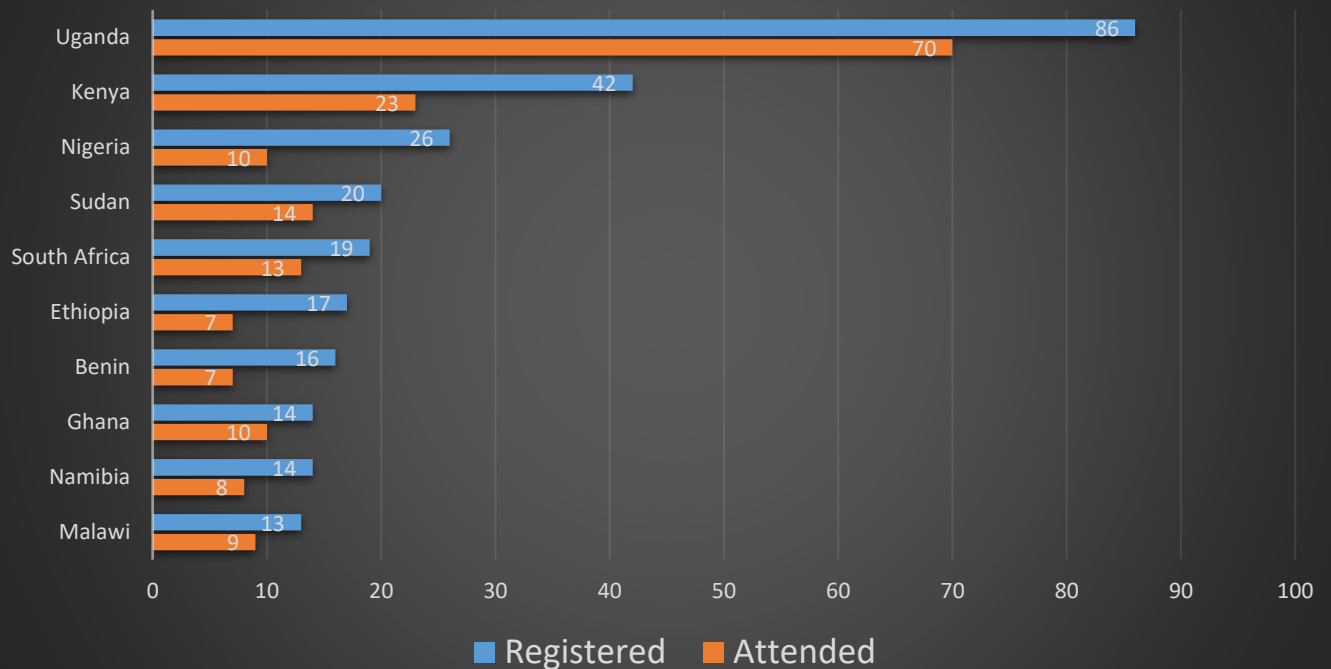
Global Distribution of Registered Participants



Global Distribution of Dialogue Attendees



Top ten countries participant distribution



ANNEX

No.	Country	Registered	Attended
1	Uganda	86	70
2	Kenya	42	23
3	Nigeria	26	10
4	Sudan	20	14
5	South Africa	19	13
6	Ethiopia	17	7
7	Benin	16	7
8	Ghana	14	10
9	Namibia	14	8
10	Malawi	13	9
11	Democratic Republic of Congo	12	2
12	Liberia	8	3
13	Tanzania	8	3
14	Burundi	7	4
15	Senegal	6	4
16	Somalia	6	3
17	Rwanda	5	2
18	Côte d'Ivoire	4	2
19	France	4	1
20	United States	4	3
21	Zambia	4	2
22	Zimbabwe	4	3
23	Belgium	3	2
24	Cameroon	3	2
25	Chad	3	1
26	Egypt	3	1
27	Italy	3	3
28	Sweden	3	1
29	Austria	2	0
30	Botswana	2	2
31	Cabo Verde	2	2
32	Guinea	2	1
33	Mauritius	2	2
34	United Kingdom	2	1
35	Comoros	1	0
36	Eswatini	1	0
37	Finland	1	0

38	Gambia	1	1
39	Germany	1	1
40	Ireland	1	0
41	Korea, Republic of	1	1
42	Mali	1	1
43	Mozambique	1	1
44	Netherlands	1	1
45	Saudi Arabia	1	1
46	South Sudan	1	1
47	Togo	1	0
48	Trinidad and Tobago	1	1
49	Turkey	1	0
Total		384	230

Area of Specialization	Registered	Attended
Agroforestry	8	3
Communication	13	8
Crops	88	48
Education	56	33
Environment and ecology	37	23
Financial services	4	2
Fish and aquaculture	8	4
Food industry	9	4
Food processing	24	14
Food retail	3	1
Health care	10	8
Industrial	1	1
Livestock	30	15
National or local government	10	4
Other	71	56
Trade and commerce	12	6
Grand Total	384	230

Stakeholder Group	Registered	Attended
Consumer Group	1	0
Government and national institution	41	21
Indigenous people	1	1
International financial institution	4	2
International NGO	19	15
Large national business	11	4

Large-scale farmer	4	1
Local authority	1	0
Local Non-Governmental Organization	18	6
Medium-scale farmer	20	13
Member of Parliament	1	1
Multinational corporation	18	10
Other	35	28
Private Foundation / Partnership / Alliance	5	5
Science and academia	108	68
Small/medium enterprise/artisan	42	24
Small-scale farmer	49	28
United Nations	5	3
Workers and Trade Union	1	0
Grand Total	384	230